

# SKKT 210, SKKH 210



SEMIPACK<sup>®</sup> 3

## Thyristor / Diode Modules

SKKT 210

SKKH 210

### Features

- Heat transfer through aluminium nitride ceramic isolated metal baseplate
- Precious metal pressure contacts for high reliability
- Thyristor with amplifying gate
- UL recognized, file no. E 63 532

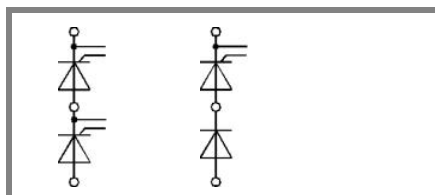
### Typical Applications

- DC motor control (e. g. for machine tools)
- AC motor starters
- Temperature control (e. g. for ovens, chemical processes)
- Professional light dimming (studios, theaters)

- 1) See the assembly instructions
- 2) The screws must be lubricated

$V_{RSM}$ V	$V_{RRM}, V_{DRM}$ V	$I_{TRMS} = 350$ A (maximum value for continuous operation) $I_{TAV} = 210$ A (sin. 180; $T_c = 90$ °C)	
900	800	SKKT 210/08E	
1300	1200	SKKT 210/12E	SKKH 210/12E
1500	1400	SKKT 210/14E	SKKH 210/14E
1700	1600	SKKT 210/16E	SKKH 210/16E
1900	1800	SKKT 210/18E	SKKH 210/18E
2100	2000	SKKT 210/20E H4	SKKH 210/20E H4
2300	2200	SKKT 210/22E H4	SKKH 210/22E H4

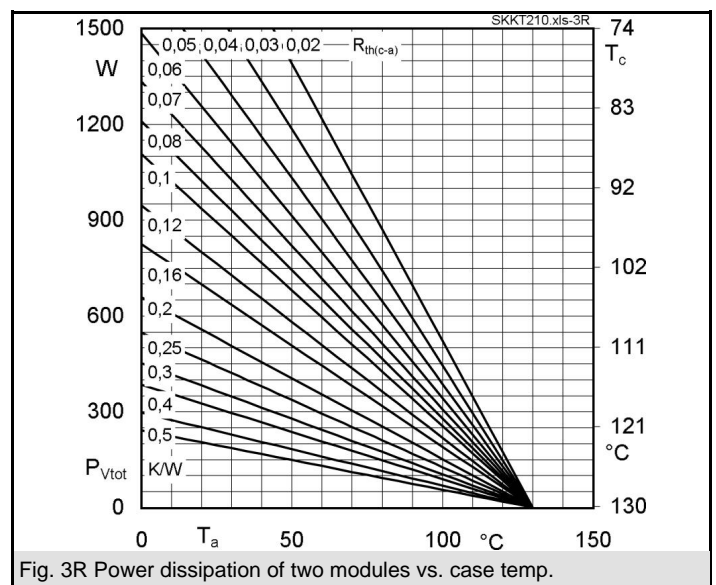
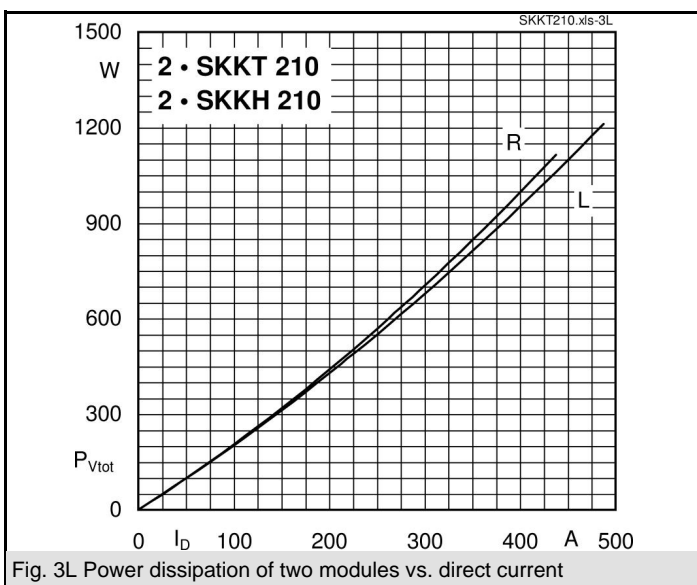
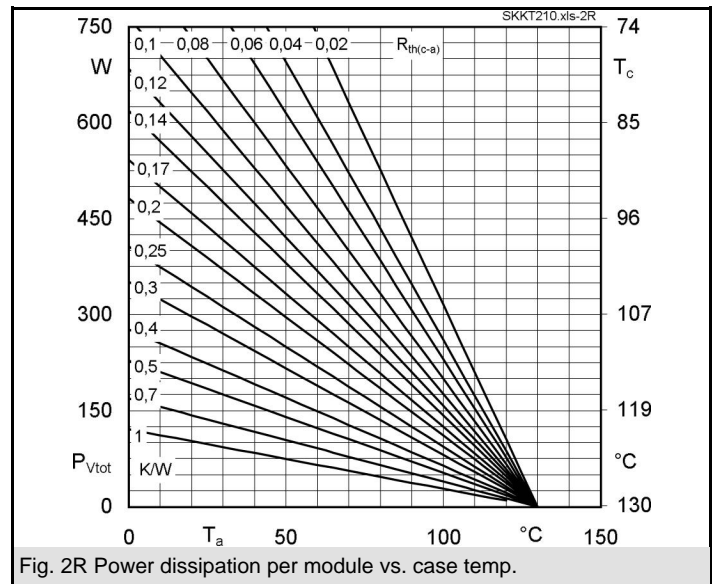
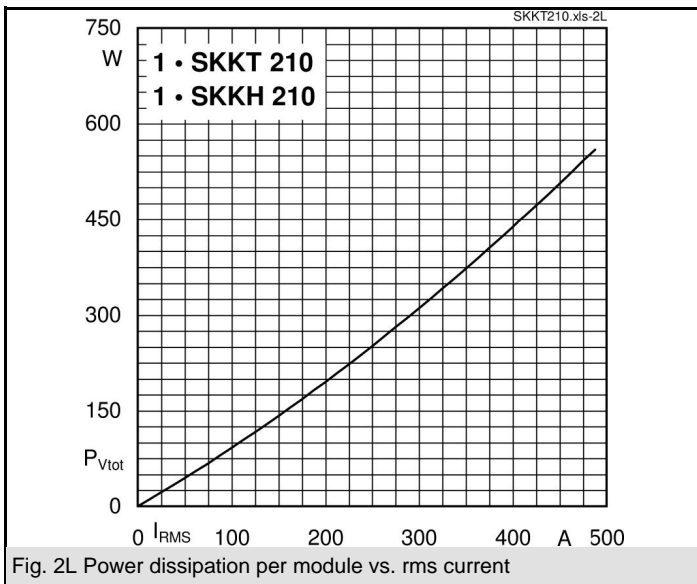
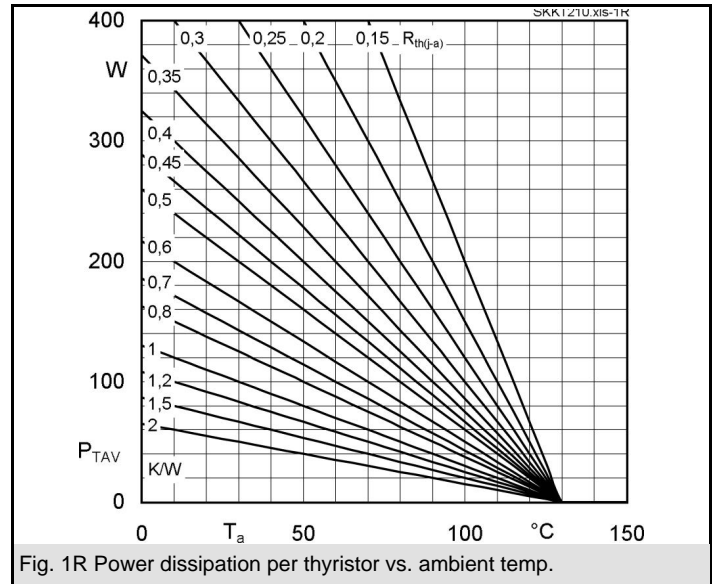
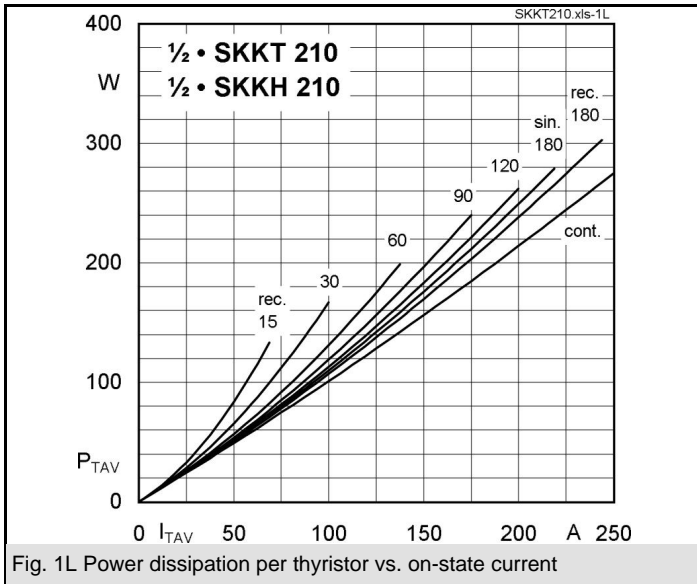
Symbol	Conditions	Values	Units
$I_{TAV}$	sin. 180; $T_c = 85$ (100) °C	230 (167)	A
$I_D$	P16/200F; $T_a = 35$ °C; B2 / B6	420 / 550	A
$I_{RMS}$	P16/200F; $T_a = 35$ °C; W1 / W3	526 / 3 * 440	A
$I_{TSM}$	$T_{vj} = 25$ °C; 10 ms	8500	A
	$T_{vj} = 130$ °C; 10 ms	7500	A
$i^2t$	$T_{vj} = 25$ °C; 8,3 ... 10 ms	361000	A <sup>2</sup> s
	$T_{vj} = 130$ °C; 8,3 ... 10 ms	281000	A <sup>2</sup> s
$V_T$	$T_{vj} = 25$ °C; $I_T = 750$ A	max. 1,5	V
$V_{T(TO)}$	$T_{vj} = 130$ °C	0,95	V
$r_T$	$T_{vj} = 130$ °C	0,6	mΩ
$I_{DD}, I_{RD}$	$T_{vj} = 130$ °C; $V_{RD} = V_{RRM}; V_{DD} = V_{DRM}$	max. 50	mA
$t_{gd}$	$T_{vj} = 25$ °C; $I_G = 1$ A; $di_G/dt = 1$ A/μs	1	μs
$t_{gr}$	$V_D = 0,67 * V_{DRM}$	2	μs
$(di/dt)_{cr}$	$T_{vj} = 130$ °C	max. 250	A/μs
$(dv/dt)_{cr}$	$T_{vj} = 130$ °C	max. 1000	V/μs
$t_q$	$T_{vj} = 130$ °C	50 ... 150	μs
$I_H$	$T_{vj} = 25$ °C; typ. / max.	150 / 500	mA
$I_L$	$T_{vj} = 25$ °C $R_G = 33$ Ω; typ. / max.	300 / 2000	mA
$V_{GT}$	$T_{vj} = 25$ °C; d.c.	min. 3	V
$I_{GT}$	$T_{vj} = 25$ °C; d.c.	min. 200	mA
$V_{GD}$	$T_{vj} = 130$ °C; d.c.	max. 0,25	V
$I_{GD}$	$T_{vj} = 130$ °C; d.c.	max. 10	mA
$R_{th(j-c)}$	cont.; per thyristor / per module	0,14 / 0,07	K/W
$R_{th(j-c)}$	sin. 180; per thyristor / per module	0,15 / 0,075	K/W
$R_{th(j-c)}$	rec. 120; per thyristor / per module	0,165 / 0,083	K/W
$R_{th(c-s)}$	per thyristor / per module	0,04 / 0,02	K/W
$T_{vj}$		- 40 ... + 130	°C
$T_{stg}$		- 40 ... + 130	°C
$V_{isol}$	a. c. 50 Hz; r.m.s.; 1 s / 1 min.	3600 / 3000	V~
$V_{isol}$	a. c. 50 Hz; r.m.s.; 1 s / 1 min. for SKK ...H4	4800 / 4000	V~
$M_s$	to heatsink	9 ± 15 % <sup>1)</sup>	Nm
$M_t$	to terminal	9 ± 15 % <sup>2)</sup>	Nm
$a$		5 * 9,81	m/s <sup>2</sup>
$m$	approx.	750	g
Case	SKKT	A 73 a	
	SKKH	A 76 a	



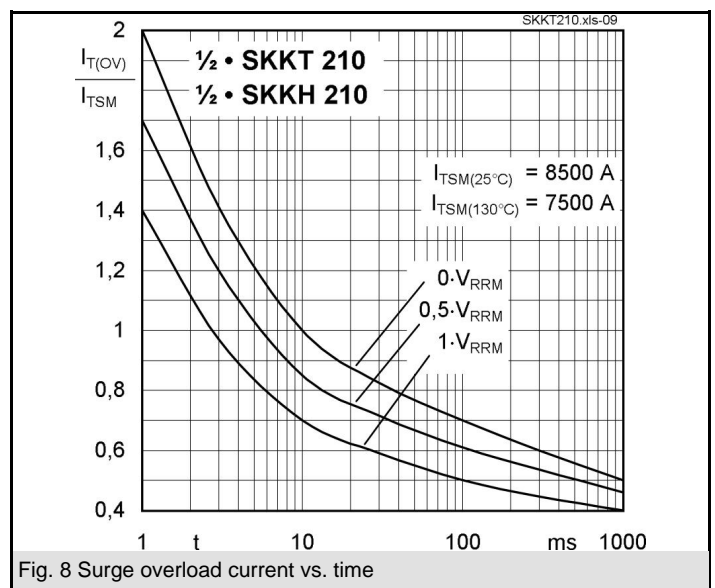
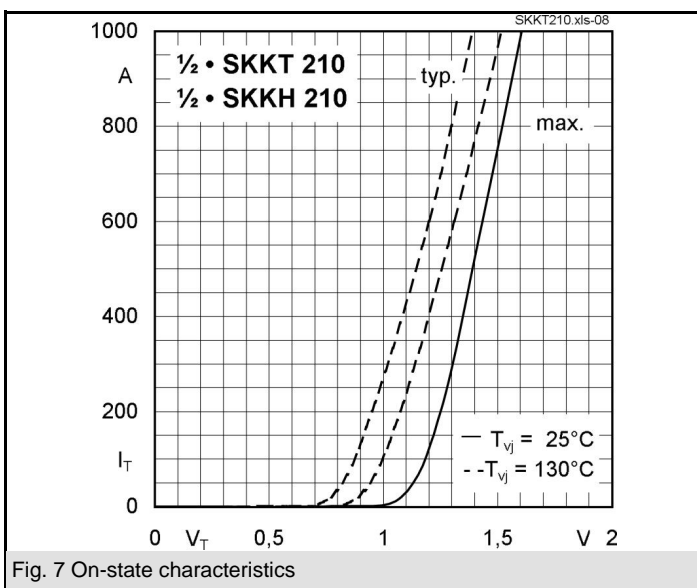
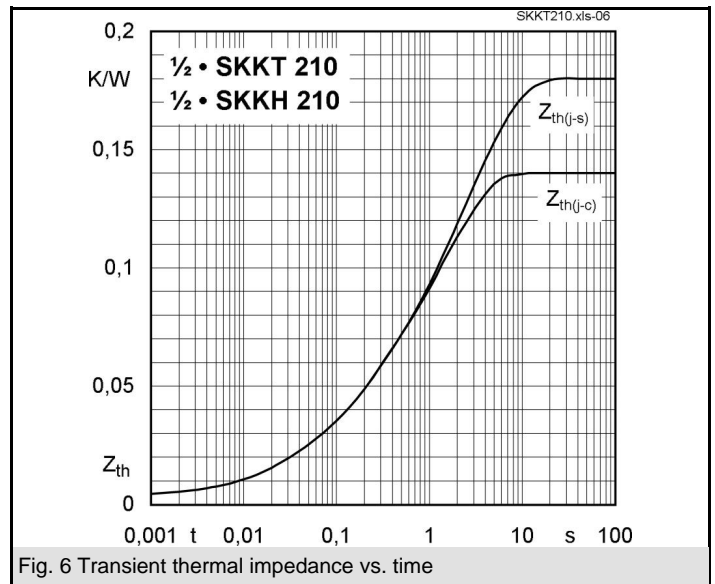
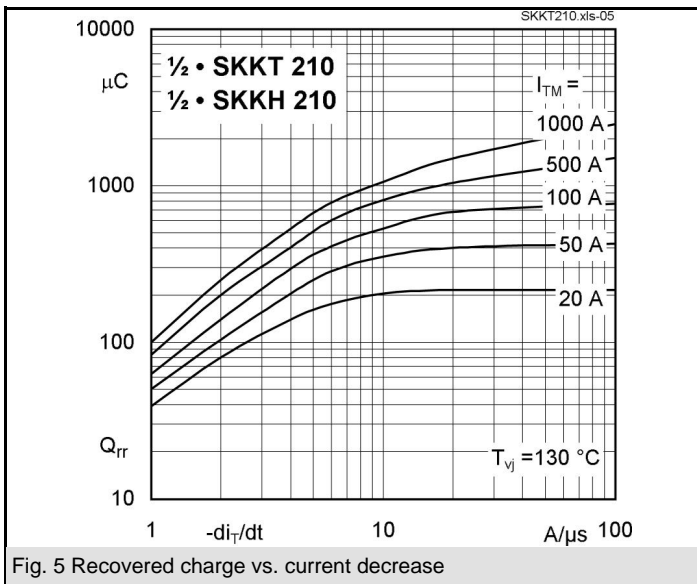
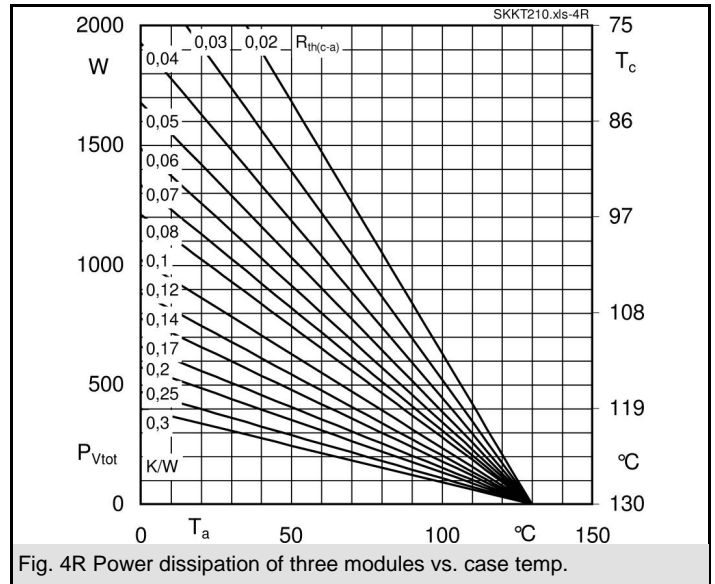
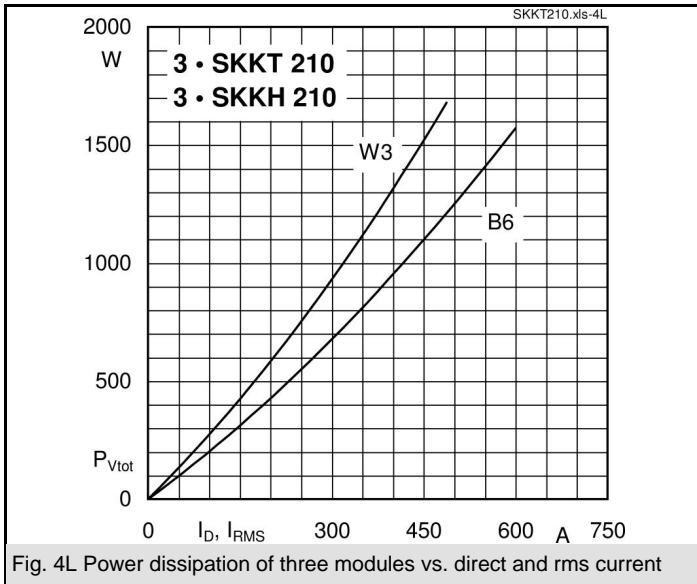
SKKT

SKKH

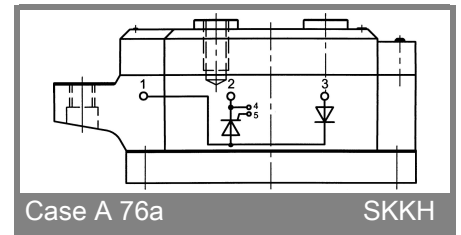
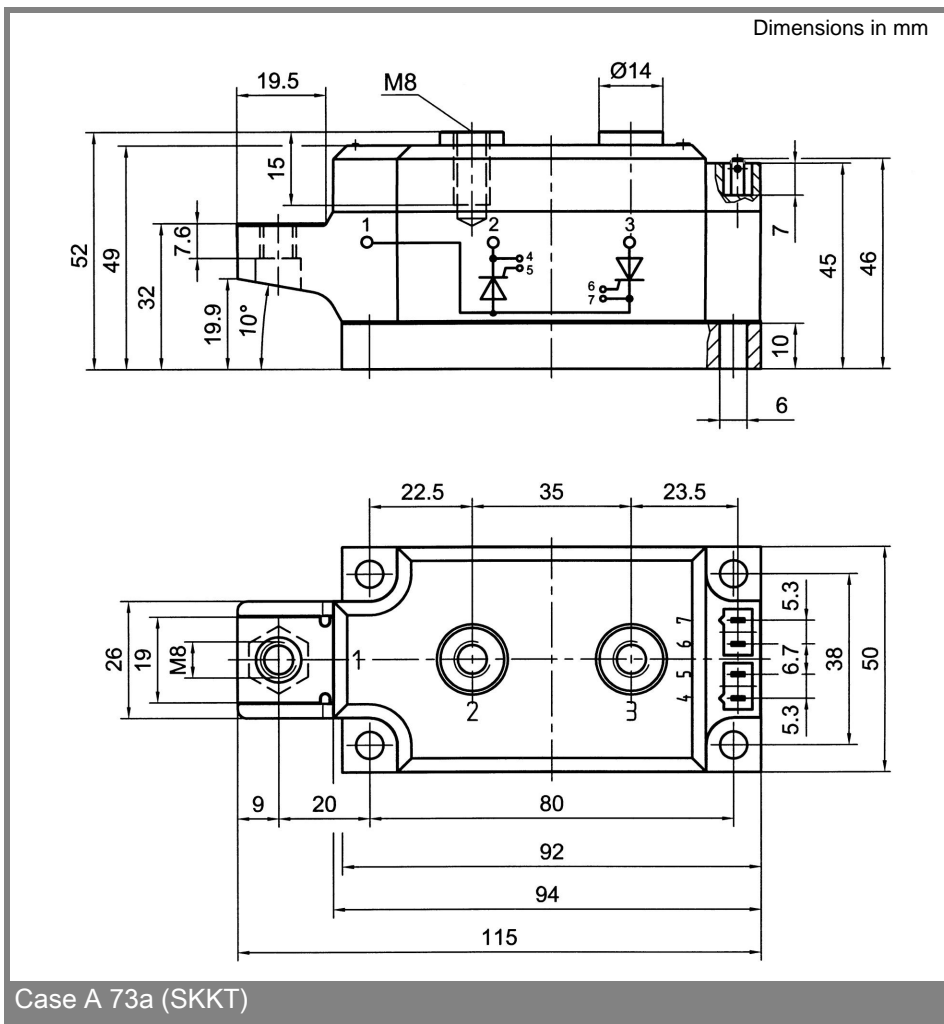
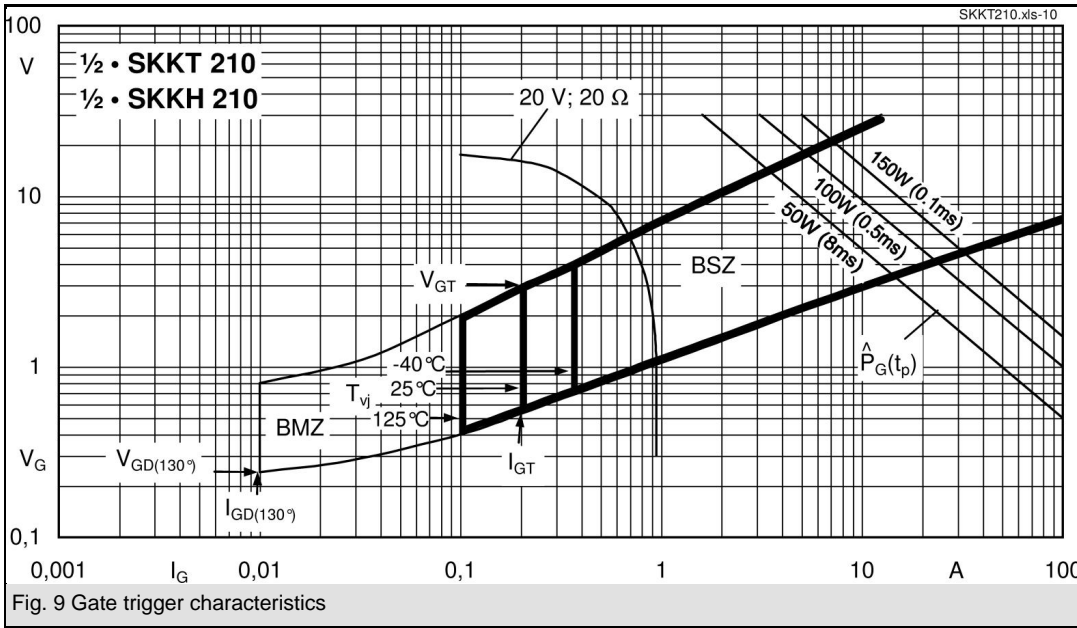
# SKKT 210, SKKH 210



# SKKT 210, SKKH 210



# SKKT 210, SKKH 210



This technical information specifies semiconductor devices but promises no characteristics. No warranty or guarantee expressed or implied is made regarding delivery, performance or suitability.